

MODEL: 2600 SERIES

TOOLS




RULER




HAMMER



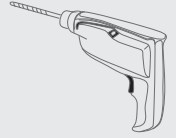
TAPE MEASURE



+SCREDRIVER



-SCREDRIVER



ELECTRIC DRILL

Installation

